

14th Virginia Cavalry Regiment

Training Headquarters

Cavalry Training Bulletin

Prepared By: 1st Lt Robert Davisson

Volume - 1

Issue - 5

Date: 10/17/2007

In This Issue:

Rallying

Skirmishing

Fighting Dismounted

In Next Issue:

Rallying:

Rally is sounded by bugle to get everyone back to one spot, usually where the commander or Rally point was given.

At the bugle sound or verbal command “Rally” all troopers do an Left About Turn, and make their return in the most direct line. Troopers will form up from the rear of the lines being formed.

Skirmishing:

Commands:

Company as Skirmishers or X number of Files from the right or left as Skirmishers
March

At the first command “*Company as Skirmishers*” the XO moves ahead of the column by 10 paces. At the second command “*March*” the troopers march 10 paces in front, guide on the XO and deploy as Skirmishers extending their line past both right and left flanks of the Squadron. The right most troopers oblique to the right, the left most troopers oblique to the left and the subsequent troopers make their respective oblique turns. The rear rank will move quickly abreast of their file leader (first rank) then dress right. Once the breadth of the line is reached the troopers will front. The troopers keep at least 5 paces apart and keep the line dressed. The CO position is behind the line of skirmishers with the Bugler.



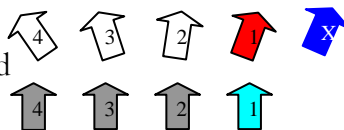
5 - Troopers front and dress right



4 -Rear rank moves up
Next to its file leader



3 - Start to deploy as Skirmishers
Troopers oblique and move forward

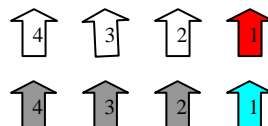


10 paces

2 - *March*



1 - *Company as Skirmishers*



Moving as Skirmishers:

If the CO wants the skirmishers to move forward he commands “**Forward**” or has the bugler sound “**Forward**”. The skirmishers will then move forward keeping guide on the XO.

If the CO wants the skirmishers to move to the right he commands “**To the Right**” or has the bugler sound “**To the Right**”. The skirmishers will then all turn to the right following the one preceding him, keeping the same distance apart.

To face the skirmishers to the front again the CO the commands “**To the Left**” or has the bugler sound “**To the Left**”. The skirmishers will then turn left as one keeping guide on the XO.

If the CO wants the skirmishers to move to the left he commands “**To the Left**” or has the bugler sound “**To the Left**”. The skirmishers will then all turn to the left following the one preceding him, keeping same distance apart.

To face the skirmishers to the front again the CO the commands “**To the Right**” or has the bugler sound “**To the Right**”. The skirmishers will then turn right as one keeping guide on the XO.

Moving the Skirmish line to the rear, or “getting out of there”!

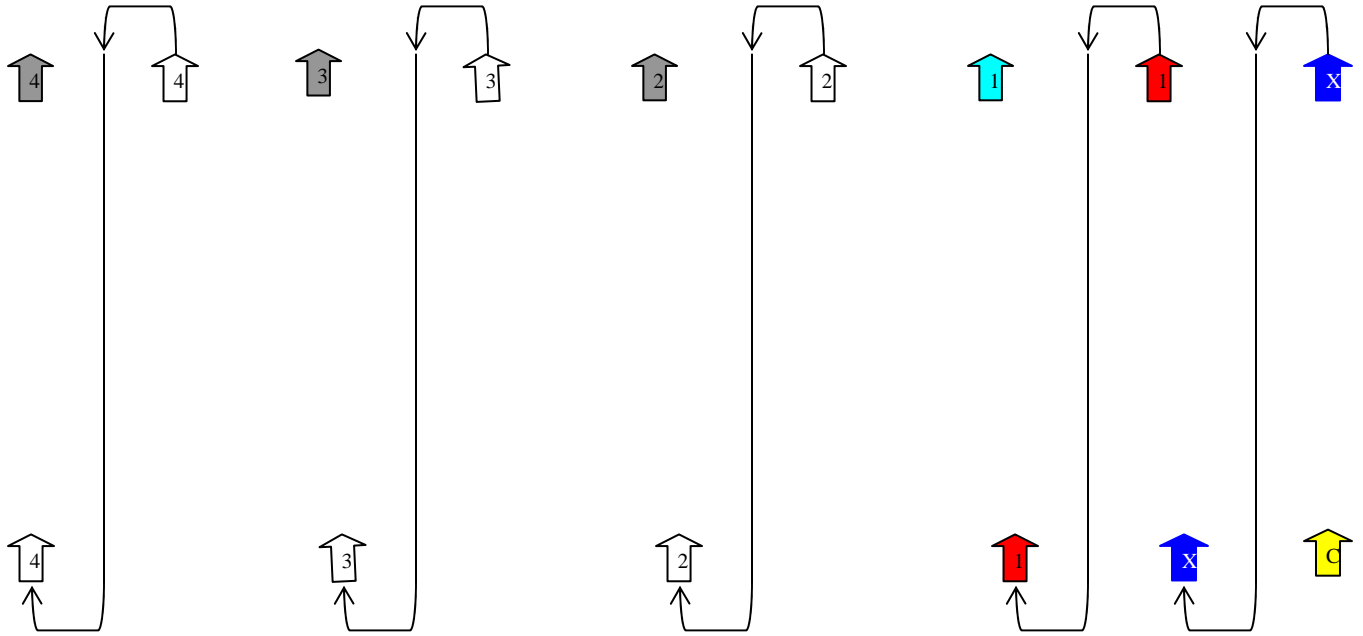
To move the skirmish line to the rear, “**Retreat**” is sounded.

The XO and first rank moves forward 5 paces, fires, then does a *Left About* and moves back about 50 paces, and loads their weapons on the move when the command “**About**” is sounded, the first rank does a *Right About*, and halts. At the same time the rear rank moves up 5 paces fires and does a *Left About* and moves past the first rank for about 50 paces and when the command “**About**” is sounded the rear rank does a *Right About* and halts. At the same time the first rank moves forward 5 paces and fires and then does a *Left About* and moves past the rear rank, thus continuing the stepping back motion till the command “**Forward**” is sounded. When the “**Forward**” command is sounded the rear rank moves forward to the first rank and assumes their normal positions. See following page for diagram.

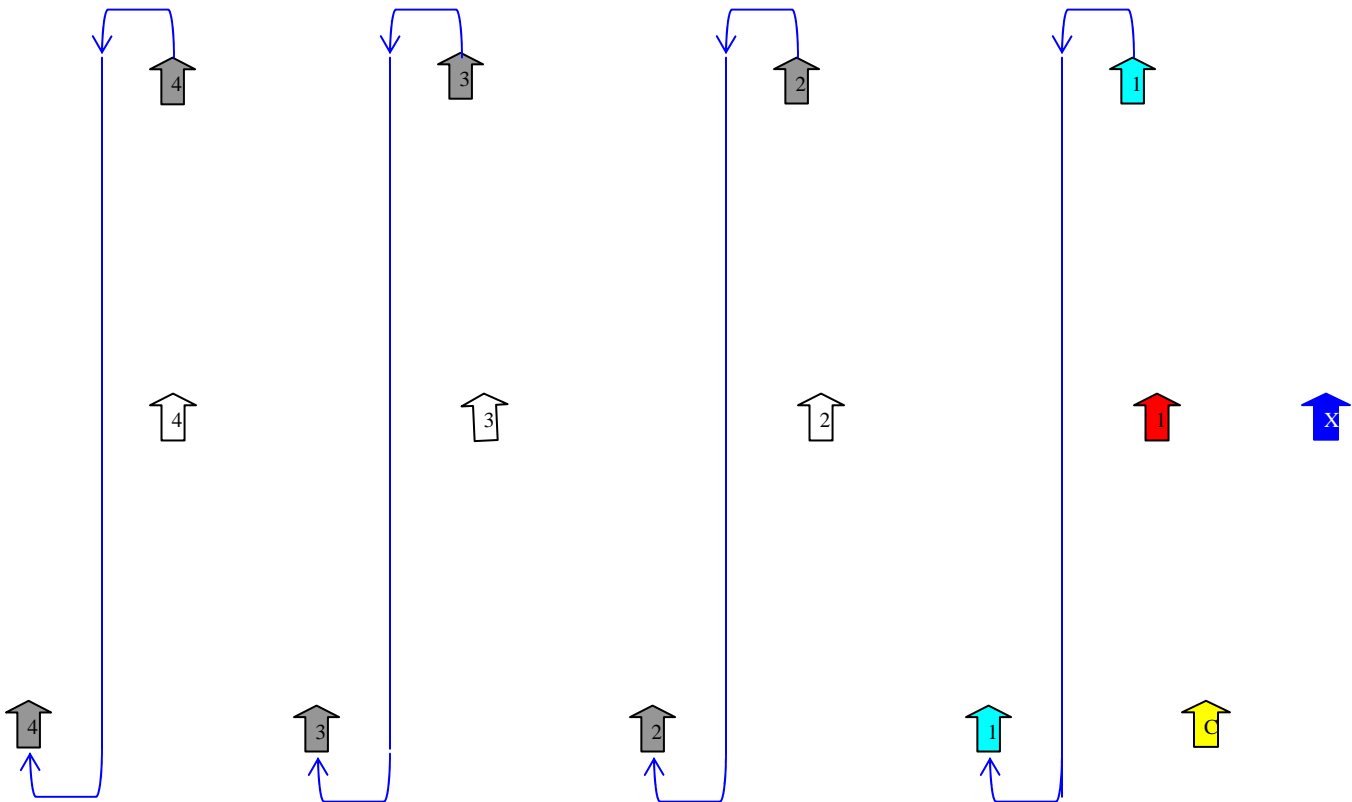
To Commence Firing:

When the command is given to commence firing, the troopers DO NOT fire all at once but one at a time starting at the guide (the LT). They will continue to fire but not governed by any one else. As far as practical the file pairs will work together, one being loaded while the other is loading. While the platoon is skirmishing without gaining ground, you should always be moving. The front rank fires, then moves back a few steps while reloading and when he is loaded moves back to the line and the rear rank fires, then steps back. This procedure repeats until cease fire is called.

At the command *Retreat* the first Rank moves forward then does a Left About



When *About* is sounded the First Rank does a Right About and at the same time the **Second Rank** moves forward 5 paces, fires and does a Left About, moves past the First Rank till the *About* is sounded then does a Right About. This pattern then repeats till the command *Forward* is sounded.



To Fight on Foot – Dragoon Style!

Prepare to Fight – On Foot

The platoon will be formed up awaiting commands. At the last part of the command “**On Foot**” troopers prepare to dismount, then dismounts without further commands, with the number 4 trooper remaining mounted. The dismounted troopers secure the reins so they will not drop or be a hazard to the horse. Number 3 trooper hands the lead strap to the number 4 trooper, number 2 trooper links to number 3 horses’ headstall, number 1 trooper links to number 2 horses’ headstall. Troopers then face front, un-sling carbines and come to carry.

Troopers – Into Line

At the last part of the command “**Into Line**”, the front rank moves forward 10 paces, the rear rank – the 1s and 2s move around to the right of the horses, the 3s will move to the left of the horses and places themselves behind their file leaders.

Troopers Forward as Skirmishers

When the command is given the dismounted troopers will move out as skirmishers just like they were mounted (just maybe not as fast!) The CO, XO, or senior NCO will be in charge depending on who dismounts.

The horse handlers will stay in place, keeping the horses calm. If need be moving to keep them quite.

To reform the dismounted troopers “**rally**” will be sounded they will rally on whoever is in charge, form up, and do an about face and quickly move to the horses. When the dismounted troopers are about 12 paces from the horses the command will be given “**Troopers Mount**”, the troopers will quickly go to their horses, without exciting them, sling their carbines, un-link their horses and mount in proper form. This is done quickly so they will be ready to engage again.

